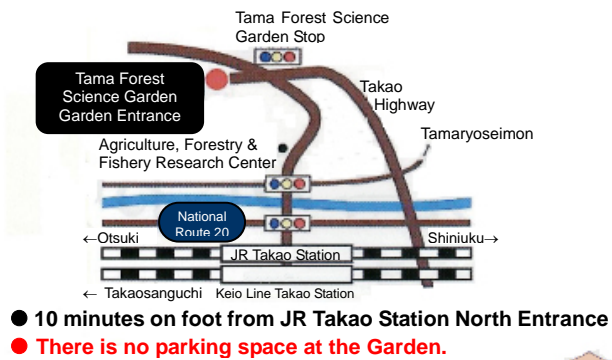


# Garden Layout Map

## Access



### Garden admission hours:

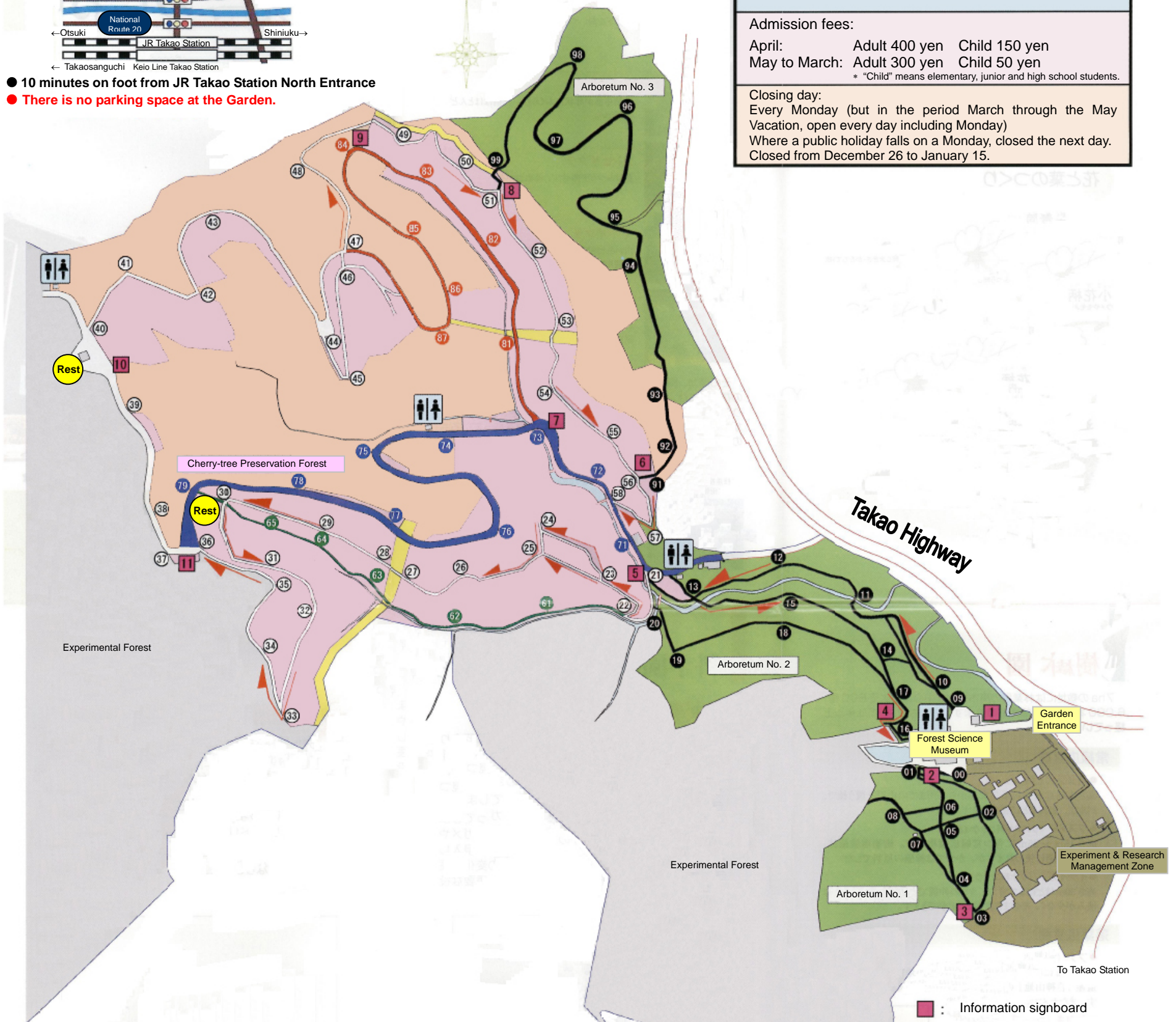
From 9:30 am until 3:30 pm, except in April, when opening time is 9:00 am with the same closing time. (Gates are closed at 4:00 pm.)

### Admission fees:

April: Adult 400 yen Child 150 yen  
May to March: Adult 300 yen Child 50 yen  
\* "Child" means elementary, junior and high school students.

### Closing day:

Every Monday (but in the period March through the May Vacation, open every day including Monday)  
Where a public holiday falls on a Monday, closed the next day.  
Closed from December 26 to January 15.



## Instructions for Visitors

<p>● Keep out of the "No Entry" areas.</p>	<p>● It is forbidden to light fires or use portable stoves or other cooking equipment inside the Garden.</p>	<p>● It is not allowed to bring alcohol into the Garden or to drink alcohol inside it.</p>	<p>● Take your garbage home with you.</p>
<p>● Do not pick any of the flora or catch any of the fauna.</p>	<p>● Do not use tripods during busy times or on narrow footpaths.</p>	<p>● It is forbidden to bring dogs or other pets into the Garden.</p>	<p>● Picnic meals should be eaten at the tables that are provided in various places.</p> <p>● Smoking is forbidden inside the Garden, except at the Smoking Area on the left side of the Forest Science Museum.</p>

- : Information signboard
- : Marking post
- ⊗ : Rest: Resting area
- ♂ ♀ : Toilet
- : One-way movement (March 20 through May vacation)
- ▬ : Corridor

- Persons deemed likely to cause offense will be denied entry into the Garden.
- Sales of merchandise, photography for commercial purposes, and the like activities inside the Garden must have advance permission from the Garden President.
- Visitors must follow all instructions that are given by the Garden staff.
- The Garden will be closed whenever warnings of gales, storms or heavy rains are issued, so pay attention to weather information before planning a visit.



## Cherry-tree Preservation Forest

The Cherry-tree Preservation Forest was established in 1966 as part of a cherry-tree program by the Ministry of Agriculture and Forestry.

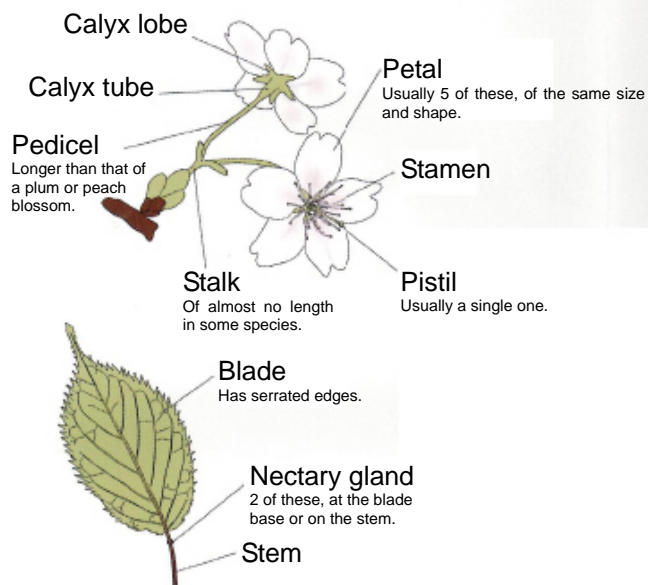
It preserves cultivated varieties handed down from the Edo Era and grafted clones of numerous cherry-trees including famous varieties from many different districts, forming valuable materials for research.

These many varieties all have different blossoming times, so that the blossoming season extends from late February to early May, with a long succession of different blossoms for visitors to enjoy viewing.



## Guide to Cherry-tree Observation

### Structures of Blossoms and Leaves



## Morphological Characteristics of Cherry Blossoms

The characteristics of the blossoms of six relatively easily observable wild cherry-tree species in the Cherry-tree Preservation forest are described briefly below.



**Choji-zakura** *Cerasus apetara*

The calyx tube is cylindrical, long and thin. There are numerous hairs on the calyx and leaves. The blossom is small and inconspicuous.



**Mame-zakura** *Cerasus incisa*

The blossom faces downwards. The tree is shrub-like, with small leaves.



**Edo-higan** *Cerasus pendula*

The calyx tube swells out into a spherical shape. The stalk is of almost no length.



**Kanhi-zakura**

*Cerasus campanulata*

Usually the blossoms hang down, without opening out.



**Yama-zakura**

*Cerasus jamasakura*

Reddish-brown shoots grow simultaneously with the white blossoms. The calyx lobes are not serrated.



**Ohshima-zakura**

*Cerasus speciosa*

Green shoots grow simultaneously with the white blossoms. The calyx lobes are serrated.

Besides the above, there is a multitude of cultivated varieties inside the Garden. In some of them, the characteristics of their parent species are expressed in their blossoms and leaves. And some have characteristics hardly to be seen in the wild species, such as a large number of petals (double-blossomed and chrysanthemum-blossomed varieties) or drooping branches.



Tama Forest Science Garden –  
Sights to enjoy in all four seasons

## Study Guide



Forest Science Museum

Incorporated Administrative Agency  
Forestry and Forest Products Research Institute  
**Tama Forest Science Garden**  
1833-81 Todori-machi, Hachioji, Tokyo 193-0843 JAPAN  
☎ 042 661 0200  
(<http://www.ffpri-tmk-affrc.go.jp/>)

## Arboretums

Some 6,000 trees of around 600 species – principally tall trees for forestry use – grow in the seven hectares of arboretum grounds. The older trees have been in existence for 150 years or longer.

### Broad-leaved evergreen trees

● **Sudajii** (family: *Fagaceae*, genus: *Castanopsis*)

Grows to a height of 20 meters. Species that covers the countryside from southern Tohoku down to Kyushu. Used for pulp, furniture, etc.

● **Camphor tree** (family: *Lauraceae*, genus: *Cinnamomum*)

Broad-leaved evergreen tree that grows to 15-25 meters. Used for construction decorative material, furniture and sculpture. Formerly the raw material for mothballs.

● **Ichiigashi** (family: *Fagaceae*, genus: *Quercus*)

Grows as tall as 30 or so meters. Rarely for an oak, its acorns are low in bitterness and can be eaten just as they are.

### Broad-leaved deciduous trees

● **Beech** (family: *Fagaceae*, genus: *Fagus*)

Broad-leaved deciduous tree reaching a height of 30 meters. Typical of regions with large amounts of snow, and a principal tree of the “Shirakami Mountains” World Heritage Site. Used for plywood and furniture. The logs are used for cultivating nameko mushrooms.

● **Zelkova serrata**  
(family: *Ulmaceae*, genus: *Zelkova*)

A tree species that reaches a height of 30 meters and is symbolic of the Musashino Diluvial Terrace. Suitable for high-grade furniture, interior decorations and woodwork.

● **Konara oak**  
(family: *Fagaceae*, genus: *Quercus*)

Reaches a height of about 20 meters. Typical tree species of village woods. Used as a bed-log for cultivating shiitake mushrooms.



Zelkova serrata

### Coniferous trees

● **Japanese cedar** (family: *Cupressaceae*, genus: *Cryptomeria*)

A conifer that typifies Japan. Long-lived and growing to a height of 50 meters, it is a giant of a tree. Used for civil engineering and construction material. Symbolic species of the “Yakushima Island” World Heritage Site.

● **Semper Sequoia** (family: *Cupressaceae*, genus: *Sequoia*)

The world’s tallest tree species, growing to a height of over 100 meters in its native area of western North America. The Garden’s specimens are currently 32 meters tall.

● **Metasequoia** (family: *Cupressaceae*, genus: *Metasequoia*)

Many fossilized remains of this tree had been brought to light when living specimens were discovered in China’s Sichuan Province in 1945. Hence it is called a living fossil. Planted as a park tree and avenue tree.

## Creatures of the Science Garden’s Forests

### Insects

A great many insects have been recorded in the Science Garden to date, among them around 70 species of butterfly, 30-odd species of dragonfly, and around 120 species of long-horned beetle. Insects that are rare for Tokyo suburbs have also been found here, including the Aeshna juncea juncea hawk dragonfly, the Eurythya tenuistriata beetle and the Xylotrechus villioni long-horned beetle.

Some insects such as the Luehdorfia japonica butterfly have disappeared even from the Science Garden, but by way of compensation there have appeared mild-climate and naturalized insect species such as the Japanese assassin bug and the Paraglenea fortunei Ramie long-horned beetle. Recording such changes in living things over the long term is another important role of the Science Garden.

Photograph:

Larva of the giant purple butterfly wintering on the inner side of a fallen leaf. The mature insect comes for the sap and other items of the sawtoothed oak in July and August.



Photograph:

Japanese clouded Apollo butterfly sucking nectar from a Philadelphia fleabane. It visits to enjoy various flower species in April and May.



### Animals

The Science Garden is inhabited by a diversity of animals that is rare for suburban forest. Around 16 species of mammals, around 100 of birds, around 10 of reptiles and around 7 of amphibians have been confirmed. Varieties that make their homes in good forest environments are also prospering here – the badger, Japanese squirrel, Japanese paradise flycatcher, copper pheasant, forest green tree frog, and more. However, the raccoons, Chinese Hwamei and other non-native species that have become a problem in various districts are tending to increase here too. Also, wild boar have been frequently spotted inside the Garden over recent years.

Photograph: Badger



Photograph: Forest green tree frog

